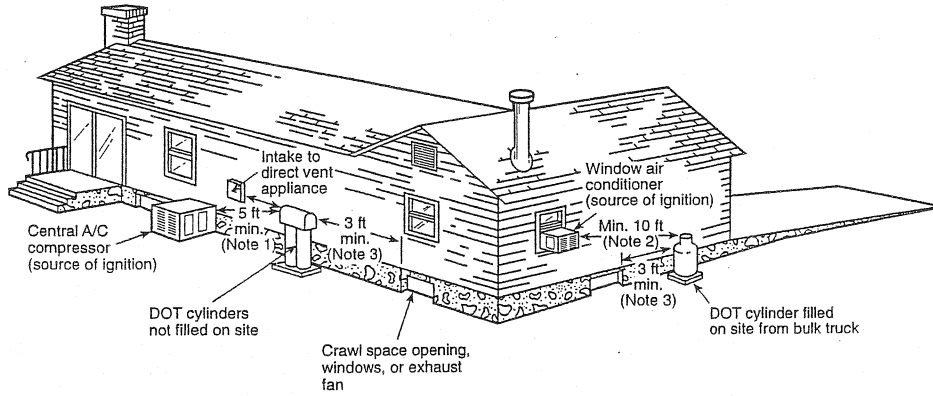


Appendix I Container Spacing

This Appendix is not a part of the requirements of this NFPA document but is included for informational purposes only.



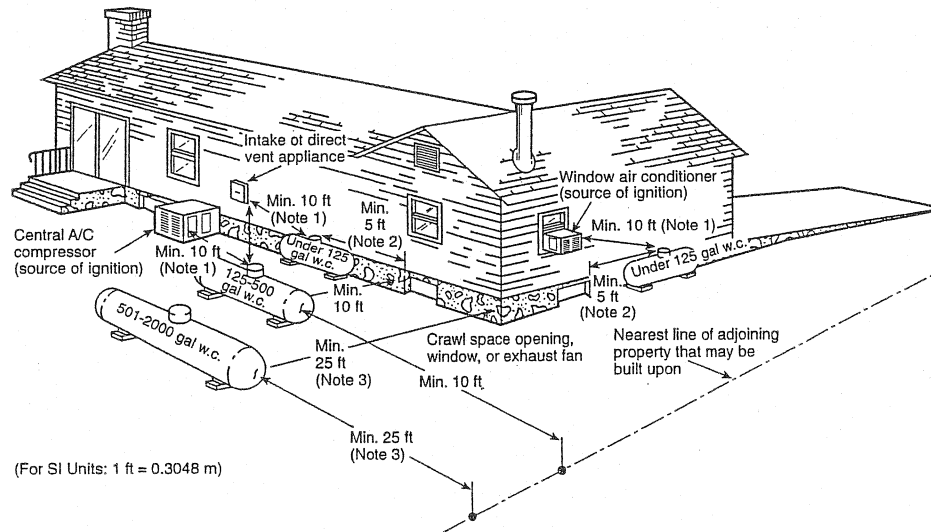
Note 1: 5-ft minimum from relief valve in any direction away from any exterior source of ignition, openings into direct vent appliances, or mechanical ventilation air intakes. Refer to Note (b) (1) under Table 3-2.2.2.

Note 2: If the DOT cylinder is filled on site from a bulk truck, the filling connection and vent valve must be at least 10 ft from any exterior source of ignition, openings into direct-vent appliances, or mechanical ventilation air intakes. Refer to Note (b) (3) under Table 3-2.2.2.

Note 3: Refer to Note (b) (1) under Table 3-2.2.2.

(For SI units: 1 ft = 0.3048 m)

Figure 1-1 DOT cylinders.
(This figure for illustrative purposes only; text shall govern.)



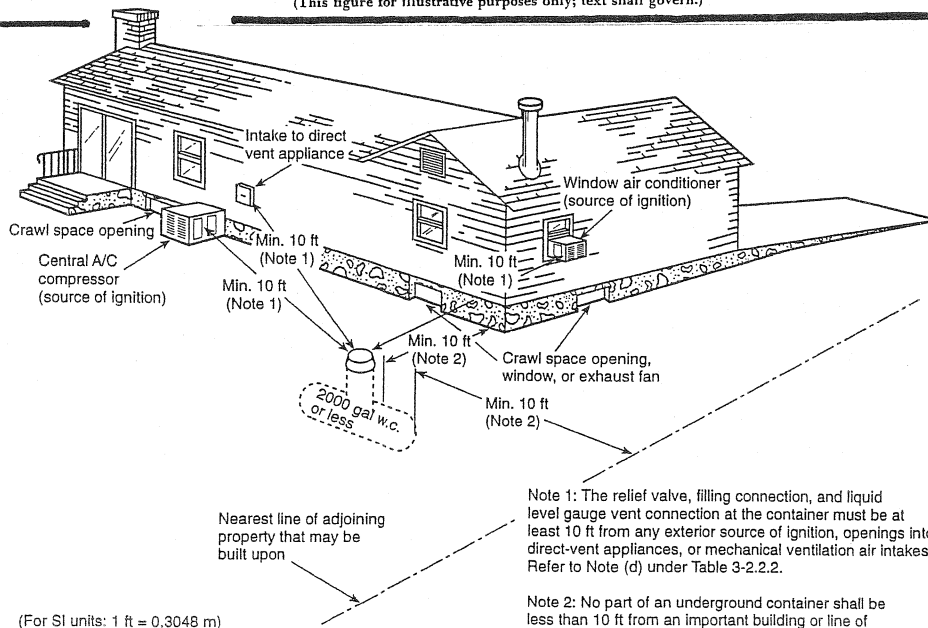
Note 1: Regardless of its size, any ASME tank filled on site must be located so that the filling connection and fixed liquid level gauge are at least 10 ft from any external source of ignition (i.e., open flame, window A/C, compressor, etc.). Intake to direct vented gas appliance or intake to a mechanical ventilation system. Refer to Note (b) (3) under Table 3-2.2.2.

Note 2: Refer to Note (b) (2) under Table 3-2.2.2.

Note 3: This distance may be reduced to no less than 10 ft (3 m) for a single container of 1,200-gal (4.5-m³) water capacity or less provided such container is at least 25 ft (7.6 m) from any other LP-Gas container of more than 125-gal (0.5-m³) water capacity. Refer to Note (c) under Table 3-2.2.2.

(For SI Units: 1 ft = 0.3048 m)

Figure 1-2 Aboveground ASME containers.
(This figure for illustrative purposes only; text shall govern.)



Note 1: The relief valve, filling connection, and liquid level gauge vent connection at the container must be at least 10 ft from any exterior source of ignition, openings into direct-vent appliances, or mechanical ventilation air intakes. Refer to Note (d) under Table 3-2.2.2.

Note 2: No part of an underground container shall be less than 10 ft from an important building or line of adjoining property that may be built upon. Refer to Note (d) under Table 3-2.2.2.

(For SI units: 1 ft = 0.3048 m)

Figure 1-3 Underground ASME containers.
(This figure for illustrative purposes only; text shall govern.)